



2011 C Team Event

2011 Div C		County	Anatomy and Physiology	Astronomy	Chem Lab	Disease Detectives	Dynamic Planet	Ecology	Experimental Design	Forensics	Fossils	Helicopters	Microbe Mission	Mission Possible	Mouse Trap Vehicle	Optics	Ornithology	Protein Modeling	Remote Sensing
C13 Charter School of Wilmington	N	2	3	1	2	6	2	2	6	2	3	1	2	1	1	3	1	3	
C14 Charter School of Wilmington	N	5	1	21	1	5	4	10	5	1	9	3	5	3	3	5	5	2	
C12 Archmere Academy	N	15	6	5	9	8	3	3	9	12	23	14	7	2	5	10	4	11	
C4 Cab Calloway	N	6	12	15	6	15	8	13	20	4	8	9	10	19	10	24	6	24	
C11 Archmere Academy	N	3	20	6	7	25	14	6	4	11	35	12	3	5	35	8	7	5	
C34 Dover	K	39	16	19	16	16	1	9	11	24	20	5	24	20	26	7	3	7	
C3 Cab Calloway	N	7	7	16	11	9	6	12	35	10	12	6	15	18	20	17	14	8	
C46 Concord	N	33	2	10	27	10	25	23	8	20	2	24	4	9	23	6	21	33	
C15 Ursuline Academy	N	4	8	8	3	34	7	8	42	17	22	4	17	15	28	20	25	14	
C26 Appoquinimink	N	28	18	28	4	4	22	44	23	34	16	39	1	11	16	9	13	12	
C24 Middletown	N	51	5	14	15	3	15	31	46	35	7	38	18	7	2	25	9	20	
C25 Appoquinimink	N	23	13	12	18	32	10	17	10	31	11	43	6	8	7	15	11	34	
C37 Delmarva Christian	S	32	32	11	24	19	34	4	13	33	1	20	11	4	15	11	24	31	
C29 Wilmington Friends	N	11	4	41	19	2	5	16	36	7	19	29	29	24	29	19	17	1	
C6 William Penn	N	31	26	39	35	40	21	24	18	15	35	16	8	37	19	4	18	29	
C42 Sussex Tech	S	26	25	34	37	14	39	5	30	5	35	15	27	26	39	28	27	10	
C58 Delcastle	N	19	35	3	38	42	32	39	7	16	5	34	9	13	43	39	16	26	
C59 Delcastle	N	9	22	4	29	44	26	34	1	21	10	32	29	37	40	30	10	38	
C10 Hogdson Vo-Tech	N	18	38	44	39	41	38	20	15	14	17	18	21	35	30	43	15	4	
C2 Pencader Charter School	N	47	43	35	40	17	12	22	28	39	13	11	26	12	4	37	29	41	
C51 TriState Homeschool	N	14	50	17	14	7	28	19	2	37	35	22	29	37	46	1	34	18	
C39 Caravel Academy	N	13	50	9	31	35	41	11	39	28	30	10	29	32	13	2	34	37	
C53 Cape Henlopen	S	36	50	47	5	38	23	15	43	6	24	23	13	34	31	12	28	22	
C40 Caravel Academy	N	1	42	32	10	1	44	42	38	27	18	2	19	16	34	34	34	44	
C44 Towle Institute	N	38	15	48	22	37	42	45	34	41	4	27	29	21	8	16	26	28	
C35 Dover	K	42	45	20	23	13	29	33	25	3	26	30	29	30	25	23	19	23	
C57 Salesianum	N	24	14	25	32	22	20	36	21	9	35	17	29	37	6	22	34	44	
C47 Sussex Central	S	50	10	31	36	36	17	26	40	22	32	37	25	27	22	31	22	39	
C56 Caesar Rodney	K	25	24	30	21	11	11	25	33	8	33	36	29	37	46	21	34	13	
C21 Newark	N	41	21	36	8	26	9	50	32	30	35	42	29	37	18	35	31	21	
C1 Pencader Charter School	N	30	31	43	25	33	36	50	27	42	14	41	16	10	9	38	2	42	
C36 Delmar	S	27	30	29	12	27	13	35	50	29	35	40	29	37	21	36	34	35	
C18 Sanford	N	16	27	7	48	48	49	32	12	26	28	8	29	37	37	33	8	19	
C16 St. Marks	N	53	40	27	50	20	30	14	17	13	35	47	29	37	17	43	34	6	
C49 Al duPont	N	43	9	37	17	12	40	18	45	38	15	45	29	22	46	43	34	17	
C55 Laurel	S	48	11	24	44	46	33	29	24	45	35	13	12	29	11	32	34	27	
C32 Delaware Military Academy	N	8	19	50	13	29	49	50	19	52	35	33	23	23	14	43	20	44	
C9 Conrad Schools of Science	N	21	34	38	30	43	24	28	26	32	35	25	29	37	46	14	34	25	
C7 William Penn	N	46	48	46	33	31	18	21	41	43	35	21	22	37	42	13	34	40	
C48 Sussex Central	S	44	41	45	43	21	31	7	48	40	35	35	29	25	44	40	30	15	
C50 Al duPont	N	12	37	22	42	18	16	37	47	19	27	7	29	37	46	43	34	38	
C8 Conrad Schools of Science	N	29	36	13	41	48	49	50	14	52	35	47	29	17	32	43	34	44	
C45 Seaford	S	45	46	40	47	39	47	47	44	44	29	31	14	31	33	29	34	36	
C60 Laurel	S	22	23	33	28	30	43	41	22	49	35	44	20	37	38	41	34	32	
C30 Wilmington Friends	N	17	50	50	20	24	49	27	50	52	31	28	29	37	36	27	23	9	
C23 Middletown	N	37	33	50	50	48	49	38	50	48	6	47	29	6	46	43	34	44	
C19 Sanford	N	53	50	2	50	48	49	50	3	18	35	47	29	28	27	26	12	44	
C52 St. Elizabeth	N	34	39	50	34	48	35	30	29	52	35	26	29	37	46	42	34	30	
C20 Red Lion Christian Academy	N	53	50	50	50	23	19	50	16	52	35	47	29	37	24	43	34	44	
C41 Polytech	K	40	28	50	45	48	27	40	31	23	35	47	29	33	46	43	34	44	
C27 Padua Academy	N	10	44	42	50	48	46	46	50	46	21	47	29	14	41	43	34	16	
C38 Delmarva Christian	S	53	50	50	50	48	49	1	50	25	35	47	29	37	46	18	34	44	
C43 Lake Forest	K	20	17	23	26	48	49	50	50	52	35	19	29	37	46	43	34	44	
C28 Padua Academy	N	49	29	26	50	45	45	48	50	47	25	47	29	37	46	43	32	44	
C33 Delaware Military Academy	N	53	50	18	50	48	49	50	37	50	35	47	29	37	12	43	34	44	
C5 John Dickinson	N	53	47	50	50	28	37	50	50	36	35	47	29	37	46	43	34	44	
C22 Newark	N	53	50	50	46	48	49	43	50	52	35	47	29	37	46	43	34	44	
C54 Cape Henlopen	S	35	50	50	50	48	49	50	50	52	35	47	29	37	46	43	34	44	
<b>Total</b>		<b>1697</b>	<b>1676</b>	<b>1676</b>	<b>1676</b>	<b>1657</b>	<b>1667</b>	<b>1676</b>	<b>1676</b>	<b>1691</b>	<b>1436</b>	<b>1646</b>	<b>1277</b>	<b>1481</b>	<b>1634</b>	<b>1591</b>	<b>1412</b>	<b>1601</b>	




2002 C Team Event







2002 C Team Event



--	--	--	--	--	--	--	--



